

John Titor time machine manual and pics

http://anomalies.net/time_travel/john.html

dead link

archive

http://web.archive.org/web/20051128005549/http://www.anomalies.net/time_travel/john.html

JOHN TITOR A TIME TRAVELER'S TALE

**DURING THE FINAL DAYS OF
2001, A TIME TRAVELER
FROM THE YEAR 2036 LEFT
A TALE ABOUT OUR FUTURE
AND HIS PAST THAT LIVES
TODAY IN CYBERSPACE**



RESTRICTED
FILE: TMIN-2003/4005

*OPERATING
INSTRUCTIONS*

For

**C204
GRAVITY DISTORTION
TIME DISPLACEMENT
UNIT**

MARCH 21, 2034
REVISED JULY 30, 2034
REVISED SEPTEMBER 21, 2034
REVISED MARCH 6, 2035

RESTRICTED
FILE: TMIN-2003/4005

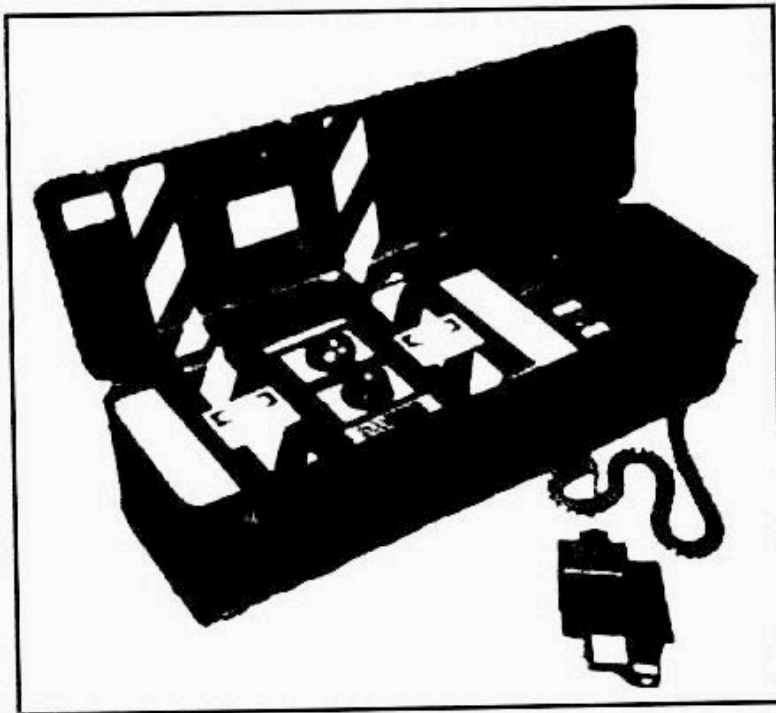
*OPERATING
INSTRUCTIONS*

For

**C204
GRAVITY DISTORTION
TIME DISPLACEMENT
UNIT**

MARCH 21, 2034
REVISED JULY 30, 2034
REVISED SEPTEMBER 21, 2034
REVISED MARCH 6, 2035

RESTRICTED
FILE: INM-CT-1650

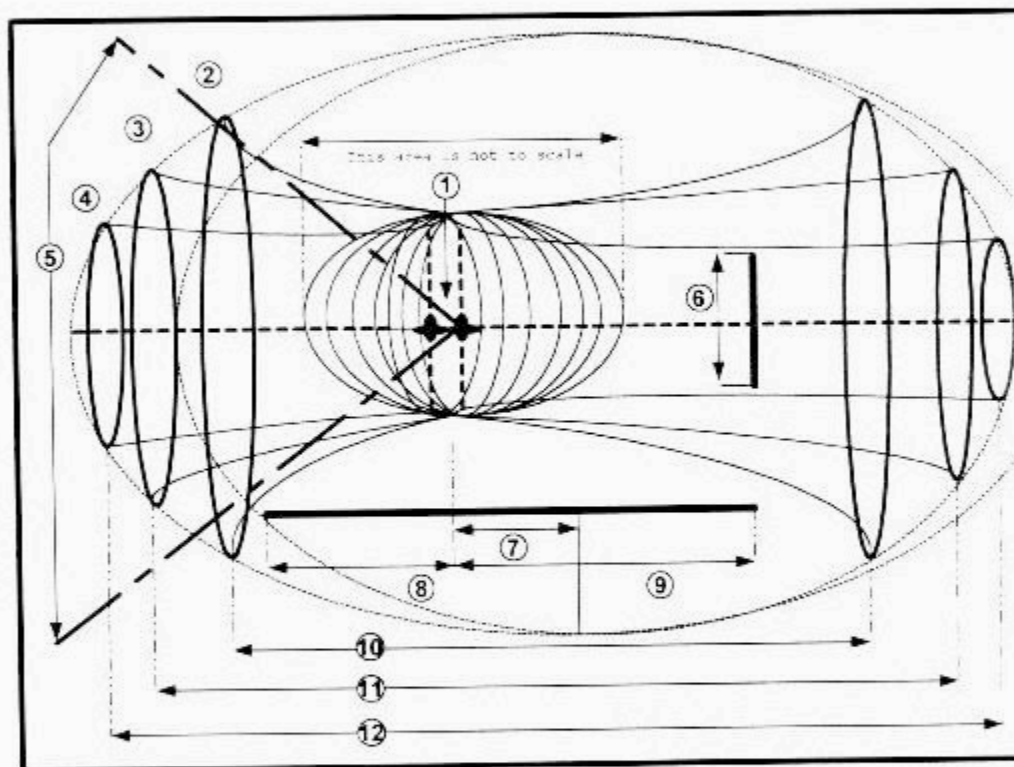


GENERAL ELECTRIC ARMY MODEL C204
GRAVITY DISTORTION TIME DISPLACEMENT UNIT

RESTRICTED
 FILE: TMIM-2008/4025

SECTION I

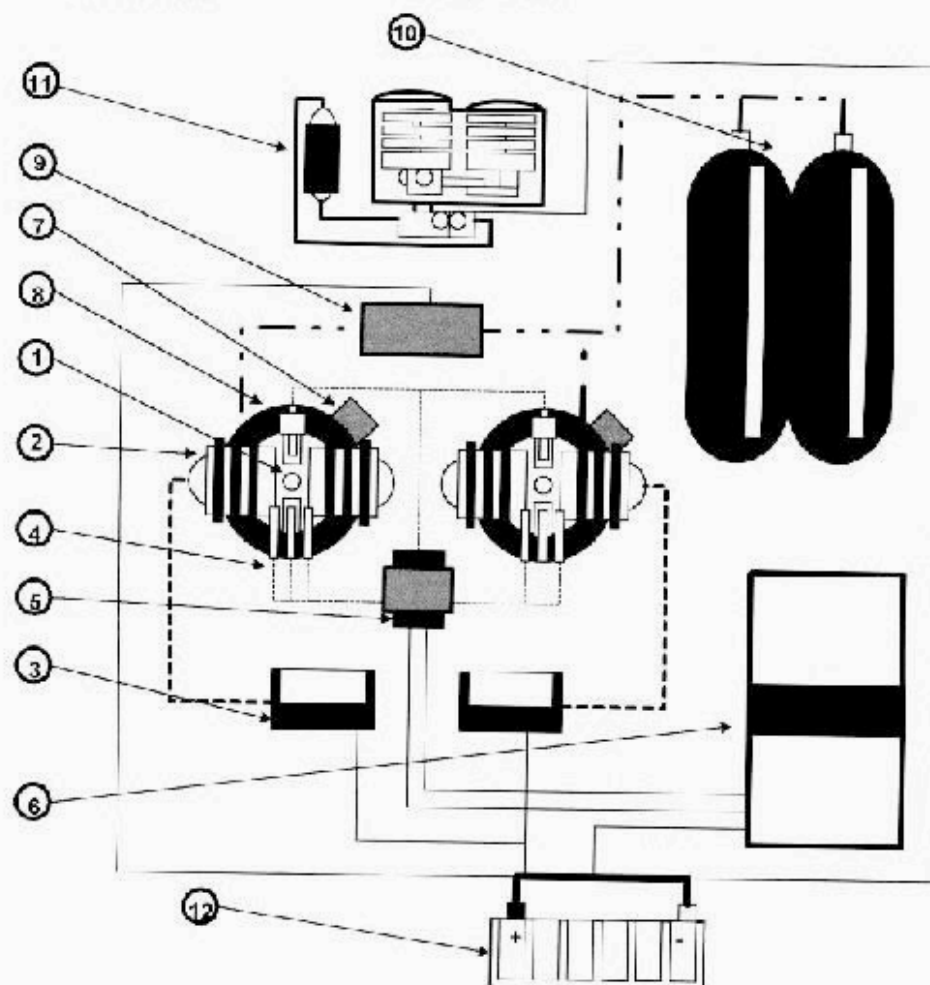
C204 TIPLER SINUSOID FIELD



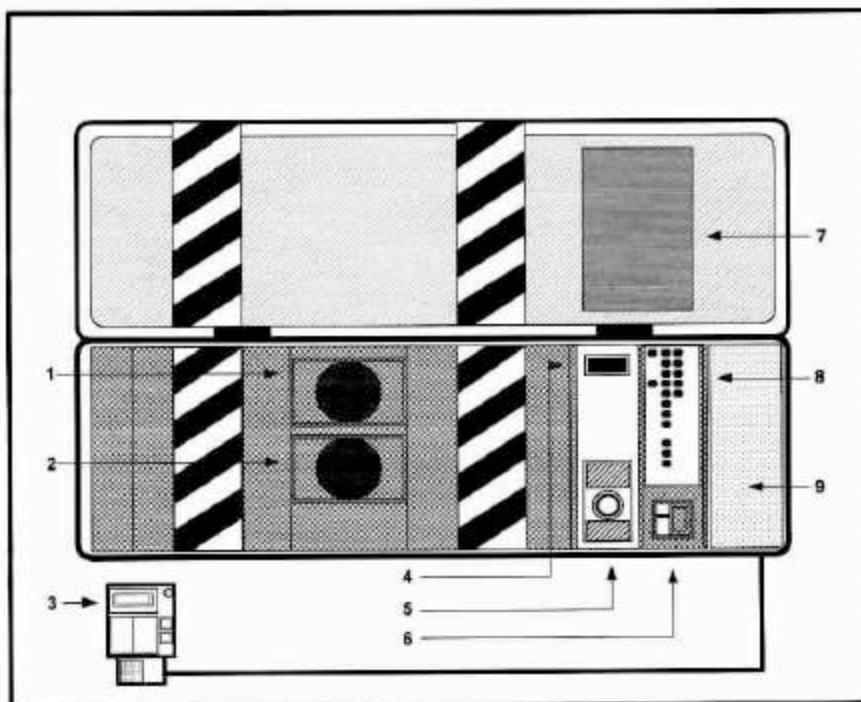
- | | |
|----------------------------------|---------------------------------|
| 1. SINGULARITIES IN KERR FIELD | 7. MASS OFFSET |
| 2. OUTPUT OF NEGATIVE TIME FIELD | 8. REAR MASS DIST. |
| 3. OUTPUT OF NULL TIME FIELD | 9. FORWARD MASS DIST. |
| 4. OUTPUT OF POSITIVE TIME FIELD | 10. NEGATIVE TIME EVENT HORIZON |
| 5. X-RAY VENTING ZONE | 11. NULL TIME EVENT HORIZON |
| 6. VERTICAL GAZE DISTANCE | 12. POSITIVE TIME EVENT HORIZON |

RECEIVED
FILE: TWIM-2008/4005

BASIC COMPONENTS G204 GRAVITY DISTORTION TIME DISPLACEMENT UNIT



- | | |
|--|-------------------------------|
| 1 Singularity drive housing | 7 Singularity status sensor |
| 2 Singularity magnetic field coil | 8 Singularity cooling housing |
| 3 Magnetic field generator / regulator | 9 Singularity cooling pump |
| 4 Electron mass injector manifold | 10 Singularity cooling supply |
| 5 Electron regulator | 11 Gravity sensor unit |
| 6 Electron generator | 12 Battery supply |



1. MAIN SINGULARITY

2. STEERING SINGULARITY

3. REMOTE CONTROL UNIT

4. EMERGENCY VIEW SCREEN

5. EMERGENCY DISCONNECT

6. MAIN UNIT ON/OFF SWITCH

7. UNIT CONTROL INSTRUCTIONS

8. EMERGENCY CONTROLS

9. REMOTE STORAGE UNIT

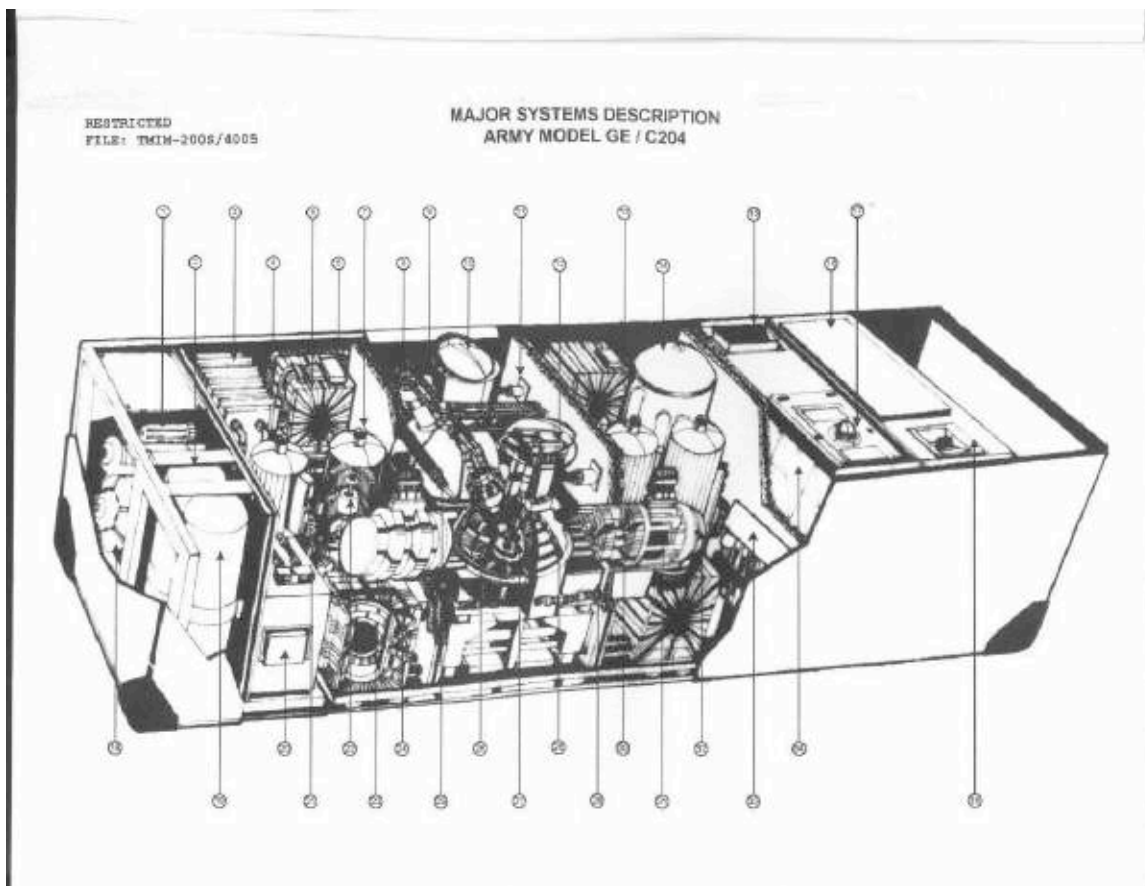


Image of the Time Travel Unit



This is a picture taken in the fall of 2035 during my training. It shows my instructor beaming a handheld laser outside the vehicle during operation. The beam is being bent by the gravitational field produced outside the vehicle by the distortion unit. The beam is visible through smoke that is coming from his cigar.







This is the same model of computer John took back to the future. Its an IBM Series 5100, type 5110 (Thanks Pamela for the images)



same machine different angle.

